


# FADs and Small Tunas



INTERNATIONAL SEAFOOD  
SUSTAINABILITY FOUNDATION

# % Bigeye under a given size

## BET: Percent PS-Obj Catch below weight

<b>Kg</b>	<b>EPO</b>	<b>AO</b>	<b>IO</b>	<b>WPO</b>	<b>Avg.</b>
1.5	1	4	6	0	3
3.5	15	46	39	7	27
5.0	24	60	56	13	38
10.0	44	77	78	32	58
15.0	54	85	84	49	68
20.0	61	90	88	58	74
25.0	69	93	93	67	81




In the P.O., percentages are smaller

# Catch of bigeye by gear

## **BET: Catches on floating objects and all gears**

<b>Catch (tons)</b>	<b>EPO</b>	<b>WPO</b>	<b>AO</b>	<b>IO</b>
<b>PS obj</b>	70247	39145	10423	17170
<b>PS tot</b>	71373	44178	14039	23211
<b>All gears</b>	99897	124063	69232	101431
<b>% PS obj</b>	70	32	15	17



INTERNATIONAL SEAFOOD  
SUSTAINABILITY FOUNDATION

In the P.O., object sets catch more bigeye

# What needs to be done?

Overfishing of bigeye:

EPO:  $F/F_{msy} \sim 1.05$

WCPO:  $F/F_{msy} \sim 1.40$

Potential to increase yield:

All Oceans



# Small BET in the WCPO

An analysis by SPC based on the stock assessment:

If catch of BET under 3.5 kg were avoided, overfishing would almost end and MSY would go up by ~10%



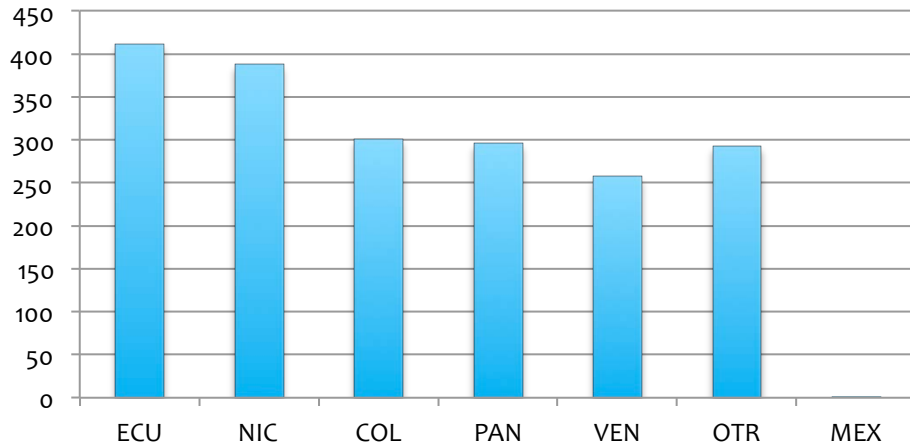
# Potential tools

- Market incentives/disincentives
- BET limits by country/gear (flag)
- Individual vessel catch limits
- Individual vessel limits on FAD sets
- Limit number of vessels
- Limit number of FADs per vessel (capacity)
- Time/Area closures

# BET catch by flag


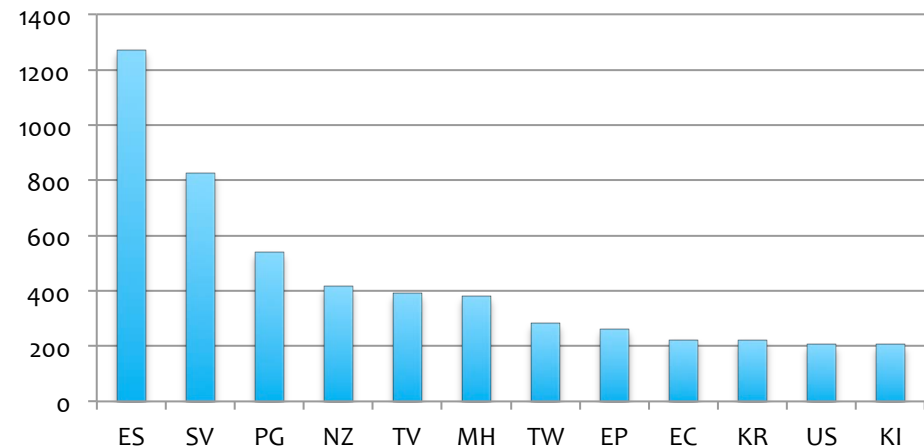
## Tons/Vessel

### EPO



Most solutions will have allocation implications

### WCPO



INTERNATIONAL SEAFOOD  
SUSTAINABILITY FOUNDATION